



What matters to you?



Tell us your
priorities

Let the Parliament's new
committees know

The Scottish Parliament's Participation and Communities Team (PACT) have launched a digital engagement process to help inform the work of Committees in Session 6.

This is how you can have a say.

REGISTER & LOGIN


To create an account or to log in, open the following page and select the '**LOGIN**' button in the right corner of the purple bar at the top of the page: <https://www.parliament.scot/yourpriorities>

You will get a pop-up box giving you 2 options:

- login with an existing email address and password or your Facebook login if you have used Your Priorities before
- create a new user with your name, a username and a password or by using your Facebook profile. You will also be asked a few questions about yourself.

Please note that by clicking '**CREATE USER**' you confirm that you have read and agree with our Privacy Policy and our Moderation Policy and Discussion Rules.

LOGIN NEW USER



or

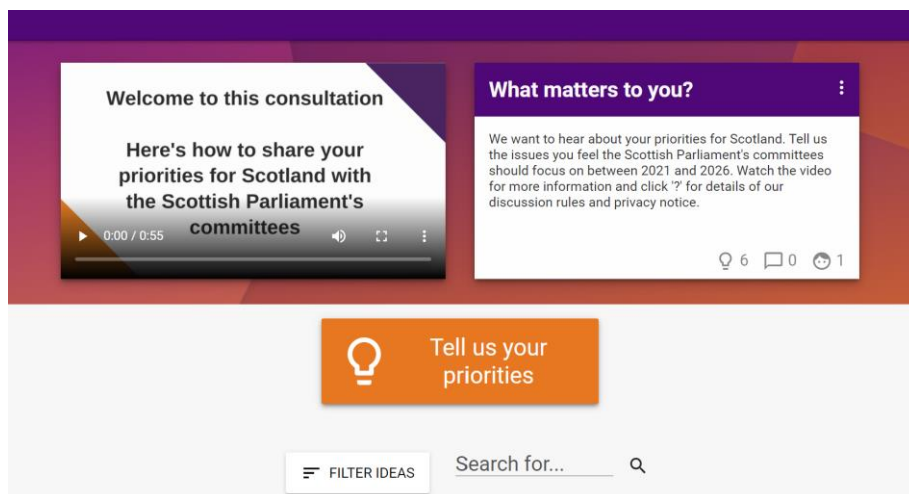
Email

Password

CANCEL NEW PASSWORD LOGIN

Once you have logged in, you will see this page.

You can watch instructions on how to submit and review existing ideas by playing the clip on the top left of the page.

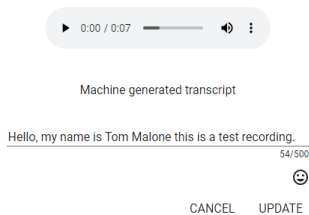


ADD A NEW IDEA

To add a new idea, click on Tell us your priorities. Enter a clear and brief title, choose a category for your idea and give a description of your idea and why it is important.

You can also choose to add an image, a video or an audio clip to your entry to make it more engaging (optional). To do so click on **'MEDIA'**.

You can upload an image or clip from your computer or mobile phone.



You can also record a video or audio clip. When you are happy with the media, click on **'CREATE'**.

A computer-generated transcript will be automatically added to audio and video uploads. It is worth checking this to ensure the transcript is accurate. You can amend this upon publication of the idea.

Test

Once you are happy with your entry, click **'NEXT'** and the idea will be published.

At any time, even when browsing existing ideas, you can add a new idea by clicking on the orange lightbulb symbol in the bottom right of the webpage.



RATE AN EXISTING IDEA

Click on an idea to read the full description. You can also click on **'READ MORE'** if the idea is not fully displayed.

You can choose to vote any idea up or down, using the thumbs displayed on each idea.



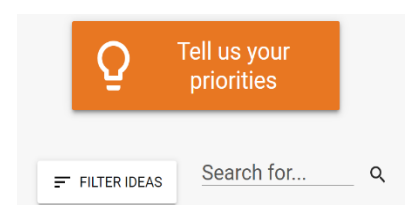
You can also share an idea with other people via Facebook, Twitter, WhatsApp or email by clicking on the Share icon.



BROWSE AND FIND EXISTING IDEAS

If you are interested in a specific topic, you can search for relevant ideas by entering keywords in the search bar.

Click on **'SEARCH FOR'**, enter a keyword, then click on the magnifying lens icon or press Enter. If no ideas match your keyword, the message *'There are no ideas here'* will be displayed. Click on the cross to clear your search.



Filter ideas

- All categories (6) ▾
- ↗ Popular
- 🔍 Latest
- 🗨 Most debated
- 🔄 By random

You can also filter ideas by category, and using different order criteria (popular, latest, most debated or random display).

Click on **'FILTER IDEAS'** and select a category or a criteria.